



**St Andrew's International  
Model United Nations**

***SAIMUN***

**New Delegates Booklet**

**2014**

# SAIMUN

## INTRODUCTION FOR FIRST TIME DELEGATES

### CONTENTS

1. Introduction
2. How the St. Andrew's M.U.N. Works
3. Preparing to be a delegation
  - a) Researching your country
  - b) Preparing to write a resolution
4. At the conference
  1. Lobbying at the conference
  2. Opening speeches
  3. Your council or committee
  4. Rules of debate
5. How to perform well
6. The student officers. Administrative staff and security
7. Appendix A: The life of a resolution at the conference
8. Appendix B: Phrases for using in resolutions



## Introduction

The first St. Andrew's International Model United Nations [SAIMUN] was held in 1988 in St. Andrew's College, Dublin. The Conference moved to the RDS in 1990 to accommodate the growing number of delegates who wished to attend. Since 2007 SAIMUN has been held in The Royal Marine Hotel, Dublin.

The conference is now host to 700 students representing 45 schools from 20 different countries from around the world.

Success at SAIMUN requires a range of skills: reading and researching, the ability to discuss world affairs, the writing of resolutions, persuading others through lobbying and debate, and reaching consensus with other delegates.

Remember, a Model United Nations is precisely what the name suggests. The aims of the United Nations therefore must be our aims too.

There is no substitute for the hands-on experience of working and experiencing an MUN itself. The following pages are intended as a general, practical guide for new participants only. The language used is straightforward and if read carefully should enable the first-time delegate to get to grips with the conference and take full advantage of a valuable learning experience upon which they can build and develop accordingly.

## How the St Andrew's M.U.N. works

When you attend SAIMUN you will be part of a delegation of 4 to 6 delegates representing one of the 193 countries presently in the UN. It will be your job to represent your country as effectively as you can. To do this you will need to have as much information about your country as possible.

The leader of your delegation is known as the Ambassador. Each delegate should choose one area of specialisation and should argue the country's case in one of a number of Committees or Councils. These will consist of groups of delegates [one from each country] who all specialise in the same area.

### **SAIMUN has the following committees:**

- Political 1
- Political 2
- Human Rights
- Health and Youth
- Disarmament
- Ecology and Environment
- Economic and Social Council ( ECOSOC)
- Security Council (only for those countries who are members)

*(Each of these committees will discuss a number of different issues which you will need to research in advance)*

Once a Committee has discussed an issue and passed a resolution the next stage is to try to have the resolution passed in the *General Assembly*.

A delegation which authentically represents its country's views and which has delegates who show in-depth knowledge of their chosen area of specialisation is set to do well at SAIMUN.

## Preparing to be a delegate

### a. Researching your Country

Once you have been allocated a country your first task will be to find out as much information about this country as you can. You will need to know the following:

<u>Politics of the Country:</u>	<i>Are you a democracy or a dictatorship? Who is your leader? Are you an ex-colony? Which world powers are you friendly with?</i>
<u>Natural Resources:</u>	<i>Do you have any? Are you in a trade agreement with other countries?</i>
<u>Culture:</u>	<i>What ethnic groups live in your country? What religions are practised?</i>
<u>Economy:</u>	<i>Are you wealthy or poor? Are you in debt? What are the reasons for this? Are you in a group with other countries in your part of the world?</i>
<u>World Politics:</u>	<i>Are you noted for your views on any world issue?</i>
<u>The UN:</u>	<i>What is your record in the UN?</i>

You should be able to look up information about your country in any good encyclopaedia, reference book, and, increasingly, the Internet. Go to the school library or sit at your computer and dig for information. Consult with experienced **MUN** people from your school who have attended other conferences or indeed **SAIMUN**! Another place to ask for information is the country's embassy or consulate. Visit or write to them.

Discuss your country with others. Do your parents have information that might be useful? The more sources you consult [formal and informal] the better informed you will be.

### b. Writing a Resolution

When your delegation has some information about the country you represent the next task will be to research your specialised area. Each delegate chooses one and should be an expert in their field.

For example, if your country is Cape Verde you may decide to be Cape Verde's delegate in the Human Rights Committee. If so then you should be an expert on Human Rights. Look up the issues your committee will be discussing.

**\*\*Find out as much information about these issues as possible.\*\***

**Underline Opening Phrases**  
**Use a comma to separate**  
**perambulatory clauses**

To do this you will need to: watch the news, read the world news section of the papers, ask experts who may have information on these issues (e.g. Amnesty International, Greenpeace, political parties, teachers etc.) and discuss these issues with friends and parents.

Now that you have your information you can write your resolution!

A resolution is a statement of your ideas for the solution to a problem or how an issue should be tackled by the United Nations. But remember, you are a representative of your country and you must put forward the appropriate views.

1. Each resolution is a single sentence with the perambulatory clauses being separated by commas and the operative clauses by semi-colon
2. The perambulatory clauses present the argument and justification for action.
3. The operative clauses state the policy. Each operative clause deals with one idea only. The operative clauses should follow a logical sequence.

A resolution must also be typed in the correct format. For example, here is a resolution which the Human Rights delegate for Cape Verde brought to a recent MUN.

<b>COMMITTEE:</b>	Human Rights
<b>QUESTION OF:</b>	The Continuing Violation of Palestinian Human Rights in the Occupied Territories
<b>SUBMITTED BY:</b>	Cape Verde

	<b>THE GENERAL ASSEMBLY</b>
	<u>Recalling</u> Article 13 of the Universal Declaration of Human Rights (UDHR) which states that "(1) Everyone has the right to freedom of movement and residence within the borders of each state," and "(2) Everyone has the right to leave any country, including his own, and return to his country,"
	<u>Emphasising</u> the authority of Security Council Resolution 237 (1967), which calls upon Israel to respect the humanitarian principles outlined in the 1949 Geneva Convention,
	<u>Deeply disturbed by</u> the violations of the Palestinian people of the Occupied Territories under Israeli law due to arbitrary detention, torture, and the failure to abide by the UDHR
	Articles 5 to 12,
	Further disturbed by the rise in acts of violence directed towards Israelis and Palestinians alike,
	1. <u>Encourages</u> Israel, in its recent spirit


	of commitment to a just and lasting peace in the
	region of the Middle East, to adhere to the
	articles and provisions set forth in the UDHR;
	2. <u>Recommends</u> that the UN investigate, in
	depth, the Human Rights situation in the Occupied
	Territories with a view to submitting a report of
	its findings to the General Assembly on the
	possibility of the following measures;
	<b>a.</b> the presence of United Nations
	observers in the Occupied Territories whose task
	would be to monitor the implementation of the UDHR
	in the region,
	<b>b.</b> Punitive or incentive measures to
	be agreed upon by the Security Council that would
	serve the purpose of ensuring compliance with UN
	decisions concerning the human rights situation in
	the region;
	3. <u>Urges</u> all member states of the UN, as
	well as relevant NGOs, IGOs and UNOs, to supply aid
	in the form of financial, technical, medical
	industrial and educational assistance to the
	Palestinians of the Occupied Territories in order
	to;
	<b>a.</b> strengthen the infrastructure and
	economies of the Occupied Territories and to
	improve the standard of living,
	<b>b.</b> provide adequate and quality
	education for Palestinian children, along with
	equitable job opportunities and work assistance to
	Palestinian workers.
	<b>c.</b> provide industrial assistance to
	the Palestinian people by establishing or
	reconstructing industrial production in the
	Occupied Territories, as recommended by the
	International Labour Organisation (ILO);
	4. <u>Recommends</u> both Israel and the
	Palestine Liberation Organisation to co-operate
	through the present peace-talks in order to combat
	Human Rights violations and to thoroughly address
	the violation of Palestinian Human Rights and the
	establishment of a Palestinian state, thereby
	reducing the problem of the Human Rights situation
	in the Occupied Territories.

If a resolution is passed it becomes the official policy of the committee.

## At the Conference

**Remember:** \* Do bring plenty of copies of your resolution so that you can hand them out to other delegates to read. Now that you know your country well, are an expert in your field, and have written your resolution, you are set to attend the conference!!

\* The resolution system is computerised so have your resolution on USB.




\* Don't support a resolution which your country would not agree with.

### Lobbying at the Conference

Day one of SAIMUN is a day for meeting delegates representing other countries and talking informally to them. Your aim must be to gather support for your resolution. You may decide to add or drop a clause to make it better or to obtain the support of a country. You are encouraged to *merge* your resolution. If you do either of these then you will become a *co-submitter* of the new resolution.

There are no committee meetings during day one. The talking and negotiating is done in the lobby, hence the term "Lobbying". Lobbying is a vital part of any MUN and you will find that the rest of the week will hinge upon it.



Once you have attained support for your resolution and adjusted it as necessary you should upload your resolution onto the Resolution Management System.

- The resolution then goes to the Approval Panel which is a group of teachers who will check spelling, punctuation and layout.

- If it is approved then your resolution will be put forward for selection for discussion in committee.


- If it is not approved then make the necessary corrections and resubmit it.

### b. Opening Speeches

On day two of SAIMUN the ambassador of every country gives an opening speech. They have one minute to address the assembly. He/She should state the issues which are of major concern to his/her country. The ambassador should not try to speak on every issue, but should highlight the one or two most important issues of concern to their country. You only have one minute.



*Cape Verde is an island country off the coast of Africa. It is a nation of few people which has not been pulled out by poverty. It is a small player in the world of international politics, and yet it is like many who find themselves on the Security Council; a beacon of hope against an increasingly unworkable block of countries who must be held accountable for the perceived malaise which has become the UN, - witness Bosnia 1994. It is true that the longest journey begins with the first step then today the UN should begin reassessing its role and methods of resolving international crises such as wars of nationalism, gross violations of Human rights or discrimination against indigenous peoples. The UN should start a process in which those on the periphery of power are consulted and listened to. The UN will have to change. Cape Verde wants to begin this long journey and we call on other smaller nations to take the first step with us. We want our voices to be heard and to contribute to the badly needed improvement in UN effectiveness.*



A simple well prepared and well delivered speech will mark you out as a delegation of importance.

### c. Your Council or Committee

Formal debate begins when your committee opens on **day two**, usually after lunch. The meeting will be in the charge of the chairperson or deputy chair.

Your goals in committee are simple. You must represent your country by speaking, asking questions and voting as you see fit.



Permission to speak can be obtained by raising your placard when the chair "opens the floor." It will be your task to raise your placard! In general, you are permitted to speak when you "have the floor" (i.e. the chair gives you permission to come to the front of the committee room), or when you are "rising to a point of information" (i.e. you want to ask the speaker a question).

A delegate who shows that he/she understands the arguments well and is able to put his/her country's views effectively, will do well!

### d. Rules of Debate

The best way to learn how to use your committee time effectively is to watch how other good delegates operate. There is no substitute for this. To help you in your first conference the following explanations may be of help.

- The chair:                   The student officer in charge. His/her word is final.
- Time for/against:        Time allocated for/against a resolution.
- To have the floor:        To be given the right to stand up and address the meeting.
- Yielding the floor:       A speaker may give the remainder of his/her speaking time to another delegate or to the chair.

J  
D  
E  
N  
T  
S

### Appendix A: Change Resolution and resubmit

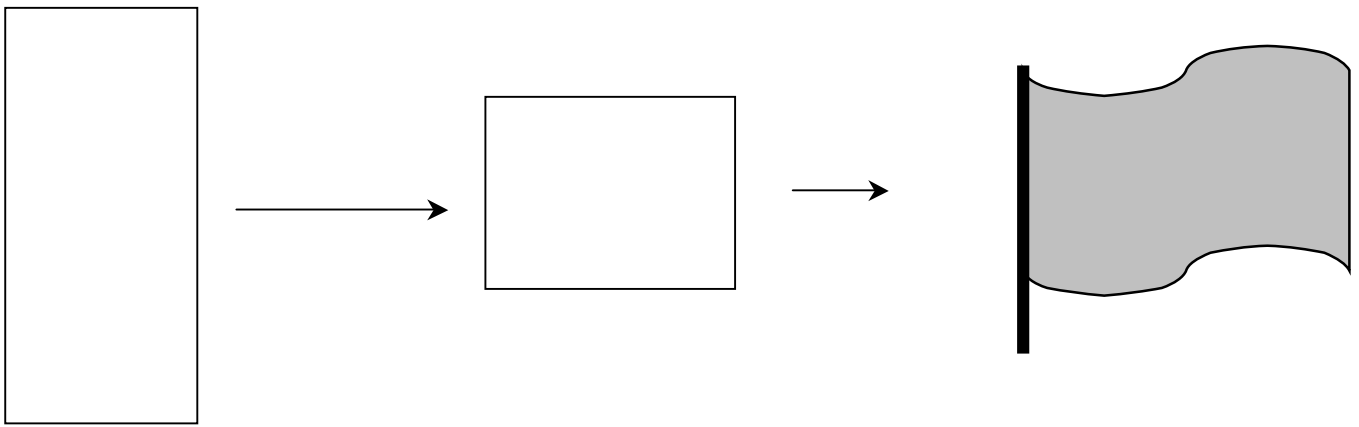

## FINAL DECISION The life of a Resolution at the Confer

Approval  
Panel



1. Delegate arrives at conference with resolution written
2. Delegate adapts resolution to make it better or gain support.
3. Resolution uploaded onto Resolution Management System then sent to Approval Panel for correction of grammatical/typing/layout errors

**If passed,** resolution goes to committee. **If failed,** resolution goes to submitter for change Resolution



## Appendix B

### Perambulatory phrases

Affirming	Desiring	Having considered further	Noting with approval
Alarmed by	Emphasising	Having devoted attention	Observing
Approving	Expecting	Having examined	Realising
Aware of	Expressing its appreciation	Having studied	Reaffirming
Believing	Expressing its satisfaction	Having heard	Recalling
Bearing in mind	Fulfilling	Having received	Recognising
Confident	Fully aware	Keeping in mind	Referring
Contemplating	Fully alarmed	Noting with regret	Seeking
Convinced	Fully believing	Noting with satisfaction	Taking into account
Declaring	Further deploring	Noting with deep concern	Taking into consideration
Deeply concerned	Further recalling	Noting further	Taking note
Deeply conscious	Guided by		Viewing with appreciation
Deeply convinced	Having adopted		Welcoming
Deeply disturbed	Having considered		
Deeply regretting			

---

### Operative clauses

Accepts	Declares accordingly	Further invites	Reminds
Affirms	Deplores	Further proclaims	Regrets
Approves	Draws the attention	Further reminds	Requests
Authorises	Designates	Further recommends	Solemnly affirms
Calls	Emphasises	Further resolves	Strongly condemns
Calls upon	Encourages	Further requests	Supports
Condemns	Endorses	Have resolved	Trusts
Congratulates	Expresses its appreciation	Notes	Takes note of
Confirms	Expresses its hope	Proclaims	Transmits
Considers		Reaffirms	Urges
		Recommends	